











Top Travel Generation Writers

01.  **Inka Piegsa-Quischotte**
from
02.  **Jan Ross**
from
03.  **Leah Bostwick**
from Detroit, Michigan, USA
04.  **Jamie Bowlby-Whiting**
from a small village in rural England
05.  **Ann-Maureen Owens**
from

Top Travel Stories

01.  **Things You Should Know Before Traveling to China for the First Time**
by Amanda Williams
02.  **The Best Backpacker Movies**
by Brucini
03.  **Otago Rail Trail: Lauder to Kokanga**
by Libby Woodard
04.  **New Zealand Travel Advice**
by Jamie Bowlby-Whiting
05.  **Travelling Extensively with No Money**
by Georgina Young

How to Choose the Perfect Stateroom for Your Next Cruise

Travelled by [Jan Ross](#) on 4 August 2014 | 0 Comments



Travelled By

Jan Ross



Jan Ross has been traveling since she was an infant as her father was a career Marine Corps officer and her family traveled the globe. ...[Find out more!](#)

In a photo from our very first cruise almost more than twenty years ago, I am standing in our stateroom with a huge, excited grin on my face and my arms akimbo, stretching out to both walls of our stateroom, trying to contain my excitement at setting out on our fabulous Caribbean cruise. I can't help but laugh when I see that photo, not because of my delirious excitement but because my hands come close to touching the walls of our stateroom on each side; it was just that tiny. Since that first experience and our subsequent love affair with cruising on both large and small cruise ships, we have booked inside staterooms, outside staterooms, staterooms with verandahs and even a huge, sprawling one-bedroom suite on one ship. We have learned how to choose the ideal stateroom. Ask yourself these questions before you book your next cruise.

1. Which deck are you on?

The higher the deck on a cruise ship, the more you are going to pay. This means that the large suites with the choice locations are going to be on the highest deck. This may sound like the perfect, ultimate location to have your stateroom but this is not always the case. On the Disney Wonder, we had the largest stateroom we have ever experienced. With a completely separate bedroom, two full baths, and a huge living room with dining area, we almost swooned with delight when we saw it. Until we set sail and realized we were under the busiest deck on the ship. Right above us was a Ping-Pong table, and an activities area where passengers proceeded to run, jump and play pretty much around the clock. Right above our heads as we tried to sleep. It was one of the worst cruise stateroom experiences we have ever had in what seemed like the ultimate and perfect stateroom. *Carefully check a diagram of the ship before you choose your stateroom and look to see what will be directly above you.*



2. Where on the deck are you located?

You might be on the perfect deck with only other staterooms above you

but if you are all the way at one end of the ship or the other, you will feel more motion. On a Caribbean getaway with some girlfriends, our stateroom was so close to the bow of the ship that I wondered for a while what the loud booming sound was until I realized it was the water slamming the ship as we plowed along. If you have a tendency to seasickness, choose a stateroom as close to the middle of the ship as possible. Also notice where the stairs and elevators are located on the diagram of the ship. They will be separated from the staterooms by a hallway but you will still have a lot of people passing by your door. *Stay away from the elevators as much as possible.*



3. Are you in an inside or outside stateroom?

On the plus side, an inside stateroom on a lower deck will be the least expensive stateroom on the ship and you can use your travel money for fun activities. You will have the exact same experience as someone in an outside stateroom for the same price. Same food, same pool, same immaculately clean stateroom every time you return. On the negative side, your room will be pitch dark all the time with the lights out. *If you don't mind this, save money and book an inside stateroom.*

4. Do you have a verandah?

After our first cruise in a verandah stateroom, we swore to never cruise in anything else. It is just so pleasant to step outside on your private verandah and enjoy the scenery in port or the open ocean. It also creates the illusion that your stateroom is larger. Be sure to order room service and enjoy a meal on your verandah because it's truly an incomparable experience. *If possible, always get a verandah stateroom.*



5. Don't count on an upgrade.

On a cruise with my mom to Alaska, I cheerfully agreed to an inside stateroom, assuming we would be able to upgrade to at least an outside stateroom once we sailed. The ship was completely full. I spent the entire week in that horrible, pitch dark stateroom and will never let that happen to me again. *Upgrades are always possible, but don't count on them.*

So, choose your stateroom carefully to have the best cruise experience possible. You are going to have a ball!

Tell the world!

Tags

[Cruise](#), [Cruise Ship](#), [Cruising](#), [State Rom](#), [Travel Advice](#)

Comments

Comment

Captcha



Add